

LLCTXTEU THIN ALL LED EXIT & EMERGENCY THERMOPLASTIC COMBO

STANDARD

OPTIONAL

ILLUMINATION

- Long lasting, efficient ultra bright white LED lamp heads. One 1.1 watt white LED per lamphead.
- Unique all-inclusive lamp, reflector and lens assembly.
- Long life ultra-bright, energy efficient Red or Green LED EXIT sign illumination.

ELECTRICAL

- Dual 120/277 voltage.
- Unique bi-color LED indicator alerts occupant on battery condition (Green-normal, Red-check battery).
- Charge rate/power "ON" LED indicator light and push-to-test switch for mandated code compliance testing.
- 3.6V Long life, maintenance-free, rechargeable NiCd battery.
- Internal solid-state transfer switch automatically connects the internal battery to LED board and LED lamp heads for minimum 90-minute emergency illumination.
- Fully automatic solid-state, two rate charger initiates battery charging to recharge a discharged battery in 24 hours.

MOUNTING

- Mounting canopy included for top or end mount.
- Universal knockout pattern on back plate for wall mount.

HOUSING

- Specification-grade, low profile thin plastic design.
- Patented, field selectable universal single/double face configuration.
- Injection-molded, engineering grade, 5VA flame retardant, high-impact resistant, thermoplastic in white or black
- finish. EZ snap-out Chevron directional indicators.
- Remote capacity of up to 2.0 watts available.

ORDERING INFORMATION

| MODEL | No. of FACES | LETTER COLOR | HOUSING COLOR | OPTIONS |
|----------|--------------------------------|--------------|---------------|---------------------------------|
| LLCTXTEU | 3 Universal Single/Double Face | R Red | W White | HL High Lumen ¹ |
| | | G Green | B Black | RC Remote Capacity ¹ |

2021.10



**U.S. Patent No.#'s: 9,990,868
D825,003**

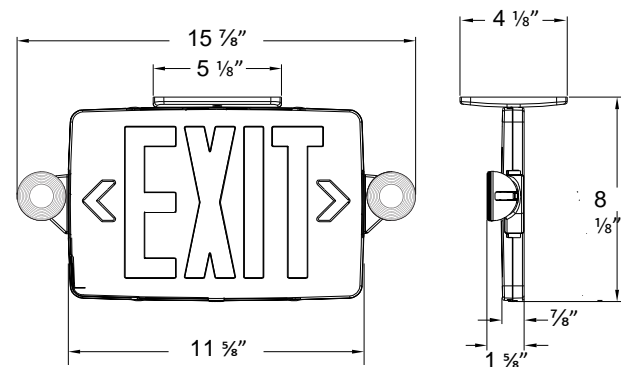
OPTIONS

- HL: Provides increased center-to-center spacing (2.0W per head).

WARRANTY / LISTING

- One year warranty on all electronics and housing. Battery prorated for one year.
- Meets UL924, NFPA 101 Life Safety Code, NEC, OSHA, Local and State Codes.
- UL Listed for damp locations (0°C – 50°C).
- Certified to CEC under Title 20 regulations.

DIMENSIONS



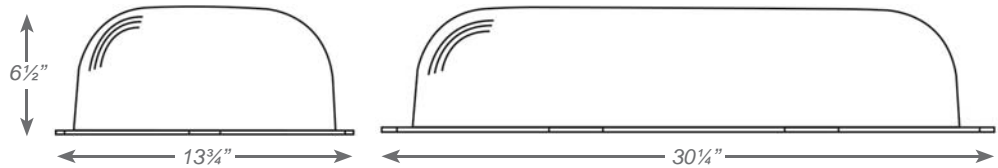
VANDAL SHIELD

HOUSING/MOUNTING

- High-impact resistant polycarbonate material.
- Mounting hardware provided for easy installation in the field.



BG-30

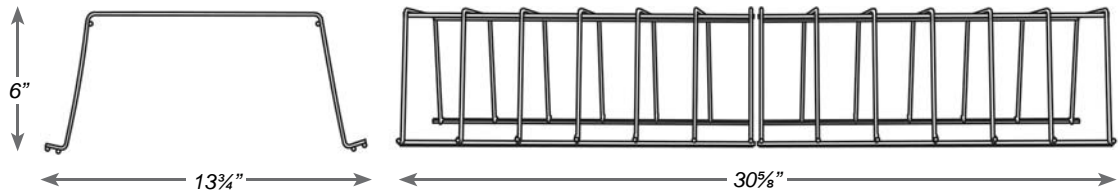


WIRE GUARD

- Durable 9-gauge steel construction.
- Mounting hardware provided for easy field installation.



WG-3



MRHLED

LED MINI INDOOR THERMOPLASTIC REMOTE HEAD

ILLUMINATION

- Adjustable, long lasting, efficient, ultra bright white LED lamp heads.
- One, 0.5 watt white LED per lamp head
- Unique all-inclusive lamp, reflector and lens assembly.

ELECTRICAL

- Powered from low voltage power source with low voltage wiring (not provided).

MOUNTING

- Universal mounting adapter plate included. Mounts to single-gang switch box.
- Distance of maximum run is determined by system voltage, wire gauge and total maximum wattage on the run.
- Suitable for wall or ceiling mount.

HOUSING

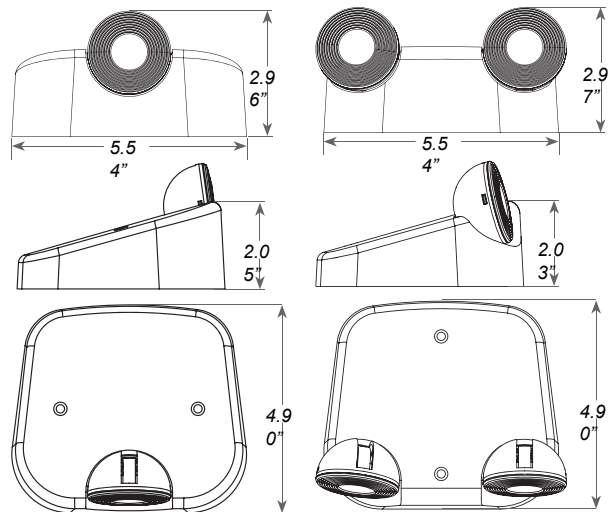
- Injection-molded, engineering grade, 5VA flame retardant, high-impact resistant, thermoplastic in white or black finish.

ORDERING INFORMATION

Note: The LLCTXTEU Combo offers 2.0 watts of remote capacity – choose your remote heads accordingly



DIMENSIONS



WARRANTY/LISTING

- Five year warranty.
- UL Listed
- Meets UL924, NFPA 101 Life Safety Code, NEC, OSHA, Local and State Codes.

| MODEL | No. of HEADS | | HOUSING COLOR | | VOLTAGE | |
|--------|--------------|-------------|---------------|-------|---------|---|
| MRHLED | 1 | Single Head | (blank | White | 3.6V | For Use With 3.6V DC Power Source ¹ Wattage rating stated per head. |
| | 2 | Double Head | B | Black | | |

RHLED

LED INDOOR THERMOPLASTIC REMOTE HEAD

ILLUMINATION

- Long lasting, efficient, ultra bright white LED lamp heads.
- 1.0 watt (8 LEDs x 0.125 watt) per head.
- High performance chrome-plated metalized reflector and plastic lens for optimal light distribution.
- Adjustable LED lamp heads provide optimal center-to-center spacing.
- Optional high lumen heads are 1.5 watts (12 LEDs x 0.125 watt per head) and provide increased center-to-center spacing.

ELECTRICAL

- Powered from low voltage power source with low voltage wiring (not provided).

MOUNTING

- Universal mounting adapter plate included. Mounts to single-gang switch box.
- Distance of maximum run is determined by system voltage, wire gauge and total maximum wattage on the run.
- Suitable for wall or ceiling mount.

WARRANTY/LISTING

- Five year warranty.
- UL Listed
- Meets UL924, NFPA 101 Life Safety Code, NEC, OSHA, Local and State Codes.

ORDERING INFORMATION

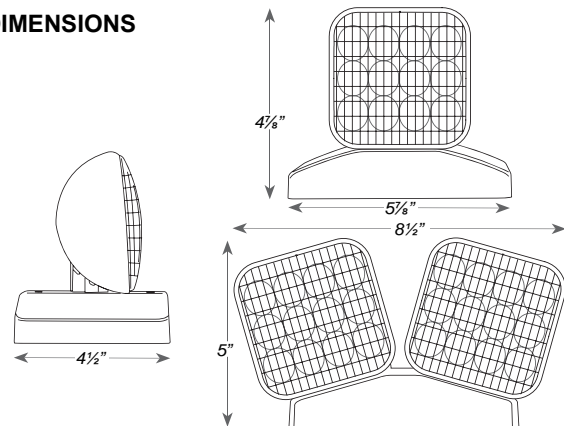
Note: The LLCTXTEU Combo offers 2.0 watts of remote capacity – choose your remote heads accordingly

| MODEL | No. of HEADS | | OPTIONS | | VOLTAGE | | COLOR | | LAMP TYPE ¹ | |
|-------|--------------|-------------|---------|---|---------|--|---------|-------|------------------------|--------------|
| RHLED | 1 | Single Head | (blank) | For Standard | MV | For Use With 3.6V, 6V, 9.6V & 12V DC Power Source | (blank) | Gray | (blank) | 8 LEDs 1W |
| | 2 | Double Head | | Non-Self-Diagnostic | | | B | Black | HL | 12 LEDs 1.5W |
| | | | SDT | Fixtures For Use With Fixtures With A Self-Diagnostic Option | | | | | | |

¹ Wattage rating stated per head.



DIMENSIONS



Reference individual unit equipment specification sheets for remote load capacity availability.

HOUSING

- Injection-molded, engineering grade, 5VA flame retardant, high-impact resistant, thermoplastic in white or black finish.

RHLED

LED OUTDOOR POLYCARBONATE /DIE-CAST REMOTE HEAD

ILLUMINATION

- Long lasting, efficient, ultra-bright white LED lamp heads.
- 1.0 watt (8 LEDs x 0.125 watt) per head.
- High performance chrome-plated metalized reflector and plastic lens for optimal light distribution.
- Adjustable LED lamp heads provide optimal center-to-center spacing.
- Optional high lumen heads are 1.5 watts (12 LEDs x 0.125 watt per head) and provide increased center-to-center spacing.

ELECTRICAL

- Powered from low voltage power source with low voltage wiring (not provided).

MOUNTING

- Universal mounting adapter plate included. Mounts to single-gang switch box.
- Distance of maximum run is determined by system voltage, wire gauge and total maximum wattage on the run.
- Suitable for wall or ceiling mount.

WARRANTY/LISTING

- Five year warranty.
- UL Listed
- Meets UL924, NFPA 101 Life Safety Code, NEC, OSHA, Local and State Codes.

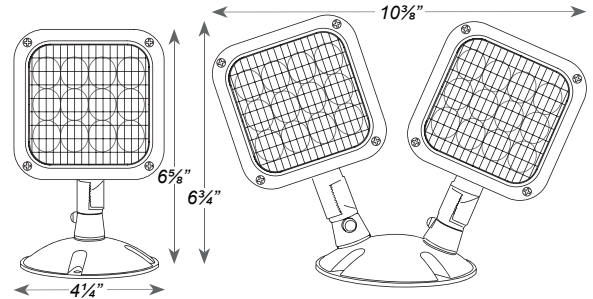
ORDERING INFORMATION

Note – The LLCTXTEU Combo offers 2.0 watts of remote capacity – choose your remote heads accordingly

| MODEL | No. of HEADS | | OPTIONS | | HOUSING | | VOLTAGE | | COLOR | | LAMP TYPE ¹ | |
|-------|--------------|-------------|---------|---|---------|---------------|---------|---|---------|-------|------------------------|--------------|
| RHLED | 1 | Single Head | (blank) | For Standard Non-Self-Diagnostic Fixtures | PWP | Polycarbonate | MV | For Use With 3.6V, 6V, 9.6V & 12V DC Power Source | (blank) | Gray | (blank) | 8 LEDs 1W |
| | 2 | Double Head | | | WP | Die-Cast | | | B | Black | HL | 12 LEDs 1.5W |
| | | | SDT | For Use With Fixtures With A Self-Diagnostic Option | | | | | | | | |



DIMENSIONS



HOUSING

- Available in both engineering grade, high-impact resistant polycarbonate or premium grade die-cast aluminum housing.
- Sealed and gasketed in standard gray or black finish.